

Domotherm® junior

Digital clinical thermometer for oral, rectal or axillary self-measurement of human body temperature in °C, direct mode

CE 0123

REF 0833

Instructions for use



SAFETY INSTRUCTIONS

- Do not walk, run or speak while using the thermometer.
- Do not drop the thermometer. It is not resistant to shock or impact.
- The thermometer is not completely waterproof and therefore may only be immersed into water or disinfectant up to the nameplate on the back.
- The thermometer contains small parts (battery etc.) which children could swallow. Do not let children use the device unsupervised.
- Protect the device from high temperatures and direct sunlight.
- Do not open the casing (except to change the battery).
- Using the thermometer other than as intended can lead to inaccurate measurements.
- The use of this device in the vicinity of mobile phones, microwaves or other devices with strong electromagnetic fields can cause malfunctions. Maintain a distance of at least three metres from such devices when using the thermometer.
- Store the thermometer with put-on protection cap.

MEASURING POINTS

In the rectum (rectal measurement)

Carefully insert the tip 1-2 cm into the anus. Minimum measurement time: 30 seconds

In the mouth (oral/sublingual measurement)

Do not consume hot or cold food or drinks for at least 10 minutes before measuring body temperature. Insert the tip into one of the two heat pockets under the tongue, on the left- or right-hand side of the root of the tongue. Close the mouth and breathe calmly through the nose. Minimum measurement time: 60 seconds

Under the arm (axillary measurement)

The skin must be completely dry. Place the tip under the arm, so that it is fully in contact with the skin. The thermometer should be at right angles to the body. Place the arm across the chest, so that the tip is tightly covered. Minimum measurement time: 3 minutes.

MEASURING THE TEMPERATURE

Press the on/off button to switch on the thermometer. A short signal tone confirms that the thermometer is switched on. At the same time, all signals on the display are illuminated as a visual functionality check. The last measurement is then displayed for approx. 2 seconds together with a small "M" symbol (M = memory). An internal test value of 37.0 °C is then displayed and the thermometer switches to measuring mode.

Place the thermometer at the desired measurement point. During measurement the current temperature is shown on the display with a flashing "°C" symbol. If the increase in temperature over a period of 16 seconds is less than 0.1 °C, the thermometer will beep. If the temperature is being measured rectally, this beep means that the approximate final temperature is now being displayed; the temperature will only change marginally from this point on. If the temperature is being measured orally or under the arm, it is important to stick to the intended minimum measurement, irrespective of whether the device beeps.

At temperatures below 37.5 °C, the normal signal tone will sound (10 long, even tones). At temperatures of 37.5 °C and higher, the fever alarm will sound (30 short tones in sets of three).

Read the temperature from the display. The thermometer will switch itself off automatically after approx. 10 minutes. You can also turn it off earlier by pressing the on/off button. The temperature will be saved until the next one is measured.

CLASSIFICATION OF THE TEMPERATURES MEASURED

On average, body temperature measured orally is 36.7 °C ± 0.5 °C. You can use the guidelines below to classify the level of fever:

37.5 °C to 37.9 °C: elevated temperature

38.0 °C to 38.9 °C: moderate fever

39.0 °C and above: high fever

Temperatures measured rectally are generally 0.5 °C higher than those measured orally, while temperatures measured under the arm are 0.5 °C lower.

Warning: Always consult a doctor if the reading shows a high fever.

CHANGING THE BATTERY

If the  symbol appears after all signals have been illuminated in the functionality check, a battery replacement is required.


- Remove the screw on the back of the thermometer. Remove the battery compartment cover from the thermometer.
- Carefully pull the battery holder about 1 cm out of the casing.
- Do not use a metal object to push the battery out of its holder.
- Insert a new battery (LR41, SR41, AG3 oder V392, 1.55V) with the + sign towards the top.
- Push the battery holder back into the casing. Replace the battery compartment cover and secure it with the screw.


CLEANING

Clean the thermometer before and after every use, using a soft cloth and isopropyl alcohol diluted with water, or cold soapy water.

The thermometer is not completely waterproof and therefore may only be immersed into water or disinfectant up to the nameplate on the back. Do not use boiling water, gas or a steam autoclave to sterilise the device.

ERROR MESSAGES

 Measured temperature is below 32.0 °C and is therefore outside the measuring range

 Measured temperature is above 42.9 °C and is therefore outside the measuring range

 Electronic fault. If the fault occurs again, contact the UEBE customer service centre.

TECHNICAL DETAILS


Type:	Maximum thermometer, direct mode
Measuring points/body reference points:	Rectal, oral, axillary
Range:	32.0 °C to 42.9 °C
Accuracy:	± 0.1 °C
Operating conditions:	Ambient temperature 10 to 40 °C, relative humidity 30 to 85 %
Storage and transport conditions:	Ambient temperature -10 to 60 °C, relative humidity 25 to 90 %
Battery:	LR41, SR41, AG3 oder V392, 1.55 V
Battery life:	2 years
IP rating:	IP 22: protection from solid foreign bodies with diameters of 12.5 mm and above; protection against water droplets


METROLOGICAL INSPECTION


Basically, a metrological inspection is recommended at intervals of 2 years. However, professional users in Germany have to comply with the aforementioned according to "Regulation for Operators of Medical Devices". This can be implemented either by UEBE Medical GmbH, an authority responsible for metrology, or authorised maintenance services. For this, please observe your national provisions.


EXPLANATION OF SYMBOLS

 This product complies with Council Directive 93/42/EEC of 5 September 2007 concerning medical devices and bears the mark, CE 0123 (TÜV SÜD Product Service GmbH).


 Degree of protection against electric shock: TYP BF

 Please observe operating instructions

 Lot number

 Manufacturer

DISPOSAL

 Batteries and technical appliances must not be disposed of with domestic waste, but should be handed in at the appropriate collection and disposal points.

WARRANTY

During the warranty period of 2 years from the date of purchase, we remedy defects at our discretion and at our expense in our plant through repair work or replacement delivery of a defect-free device. The cost of returning the device to our factory shall be borne by the sender. Complaints that are sent back without prepayment will not be accepted by UEBE.

The warranty does not cover normal wear and tear of wearing parts or damage caused by failure to observe the instructions for use, improper handling (e.g. breakage, leaking batteries) or disassembly of the device by the buyer. Furthermore, the warranty does not constitute grounds for asserting claims for damages against us.

Warranty claims can only be advanced in the warranty period and by presenting proof of purchase. In the event of a warranty claim, the unit must be sent to the following address together with the proof of purchase and a description of the complaint: UEBE Medical GmbH, Service Center, Bgm.-Kuhn-Str. 20, 97900 Kulsheim, Germany

The statutory claims and rights of the buyer against the seller (claims for defect, manufacturer's liability, for example) are not restricted by this warranty.

Please note: In the event of a warranty claim it is essential to attach the proof of purchase.

 UEBE Medical GmbH
Bgm.-Kuhn-Str. 22
97900 Kulsheim
Germany

info@uebe.com
www.uebe.com

© 2022 UEBE Medical GmbH. Not to be reproduced, either in whole or in part. Subject to technical modifications

7 0833 001 F 2022-08 EN

 UEBE
Germany est. 1890